

Technical Specification US

Spare parts

Replaces

Ersatzteile

Ersetzt

Pièces détachées

Remplace

Reserve onderdelen

Vervangt

Repuestos




























Reemplaza

Reservdelar

Ersätter

106 28 81-62

TECHNICAL SPECIFICATIONS CHAINSAW

																												
	cu.inch cm ³	inch mm	inch mm	kW/hp	rpm	m/s ²		model EM/ Champion/NGK		us pint lit	us pint lit			ml/min 9000 rpm	inch	inch	lbs kg	kW/lbs kW/kg	TURBO									
CS 2186/WH	5.2 84.7	2.1 54	1.5 37.0	4.6/6.3	2500	7.3/11.5 7.3/11.5	SEM/CD	PR 17Y/ RCJ7Y/ BPMP 7A	Tillotson HS 296A	1.9 0.9	1.05 0.50	-	*	6-24	16-32	3/8	164 7.3	0.29 0.63	*	3-pro	-	*/-	-/*	*				
CS 2171/WH	4.3 70.7	2.0 50	1.4 36.0	3.9/5.3	2700	4.1/6.6 4.1/6.6	SEM/CD	PR 17Y/ RCJ7Y/ BPMP 7A	Walbro HD 12B	1.63 0.77	0.89 0.42	-	*	6-24	15-28	3/8	13.9 6.3	0.28 0.62	*	3-pro	*	*/-	-/*	*				
CS 2165	4.0 65.1	1.9 48	1.4 36.0	3.4/4.6	2700	4.1/6.6 4.1/6.6	SEM/CD	PR 17Y/ RCJ7Y/ BPMP 7A	Walbro HD 12B	1.63 0.77	0.89 0.42	-	*	6-24	15-28	3/8	13.2 6.0	0.26 0.57	*	3-pro	*	*/-	-	*				
CS 2159/WH	3.60 59.0	1.85 47	1.34 34.0	3.0/4.1	2700	4.4/6.8 3.3/4.1	SEM/CD	PR 17Y/ RCJ7Y/ BPMP 7A	Walbro HDA 199/191	1.43 0.68	0.80 0.38	-	*	6-17	13-20	.325 3/8	12.3/12.5 5.6/5.7	0.24 0.54/0.53	*	3-pro	*	*/-	-/*	*				
CS 2159C/WH	3.60 59.0	1.85 47	1.34 34.0	3.0/4.1	2700	4.6/5.7 3.3/4.1	SEM/CD	PR 17Y/ RCJ7Y/ BPMP 7A	Walbro HDA 199/191	1.43 0.68	0.80 0.38	*	*	6-17	13-20	.325 3/8	11.0/11.2 5.0/5.1	0.24 0.54	*	3-pro	*	*/-	-/*	*				
CS 2156C/WH	3.45 56.5	1.81 46	1.34 34.0	3.2/4.4	2700	3.3/4.1	SEM/CD	PR 17Y/ RCJ7Y/ BPMP 7A	Walbro HDA 199	1.43 0.68	0.80 0.38	*	*	6-17	13-20	.325 3/8	12.3/12.5 5.6/5.7	0.26 0.57/0.56	*	3-pro	*	*/-	-/*	*				
CS 2152 /WH	3.15 51.7	1.77 45	1.28 32.5	2.4/3.3	2700	2.5/2.9	SEM/CD	PR 17Y/ RCJ7Y/ BPMP 7A	Zama C3-EL18	1.06 0.50	0.59 0.28	-	*	5-12	13-20	.325	11.0/11.2 5.0/5.1	0.22 0.48/0.47	*	3-pro	*	*/-	-/*	*				
CS 2152C/WH	3.15 51.7	1.77 45	1.77 45	2.4/3.3	2700	2.5/2.9	SEM/CD	PR 17Y/ RCJ7Y/ BPMP 7A	Zama C3-EL18	1.06 0.50	0.59 0.28	*	*	5-12	13-20	.325	12.3 5.6	0.22/0.21 0.48/0.47	*	3-pro	*	*/-	-/*	*				
CS 2150	3.15 51.7	1.77 45	1.28 32.5	2.3/3.1	2700	4.1/6.3 4.4/5.8	SEM/CD	PR 17Y/ RCJ7Y/ BPMP 7A	Zama C3-EL18	1.06 0.50	0.59 0.25	-	*	5-12	13-18	.325	10.8 4.9	0.21 0.47	*	3-pro	*	-/*	-	*				
CS 2145	2.75 45.0	1.65 42	1.28 32.5	2.2/3.0	2700	5.2/4.9	SEM/CD	PR 17Y/ RCJ7Y/ BPMP 7A	Zama C3-EL18	1.06 0.50	0.59 0.25	-	*	9	13-18	.325	10.8 4.9	0.20 0.45	*	3-pro	*	-/*	-	*				
CS 2141	2.49 40.8	1.57 40	1.28 32.5	2.0/2.7	2700	5.2/4.9	SEM/CD	PR 17Y/ RCJ7Y/ BPMP 7A	Zama C3-EL18	1.06 0.50	0.59 0.25	-	*	9	13-18	.325	10.8 4.9	0.19 0.41	*	3-pro	-	-/*	-	*				
CS 2137	2.50 40.2	1.6 40	1.3 32.0	1.8/2.4	3000	5.5/8.5	Phelon/CD	PR 17Y/ RCJ7Y/ BPMP 7A	Walbro WT 391	0.81 0.38	0.61 0.29	-	-	4-8	14-16	3/8	10.3 4.7	0.17 0.38	*	3-pro	-	-	-	*				
CS 2116 EL	-	-	-	1.6/2.2	-	4.5/7.0	-	-	-	-	0.21 0.10	-	-	5 (7500)	14-16	3/8	8.2 3.7	0.19 0.43	-	-	-	-	-	-	-	-	-	

* Guide bar length may vary according to the market where sold. ** Heated carburettor only available in certain markets. Valid for EPA approved versions only. We recommend Jonsered 2T Fuel and 2T Pro Oil.

108 89 25-10

www.jonsered.com

Jonsered